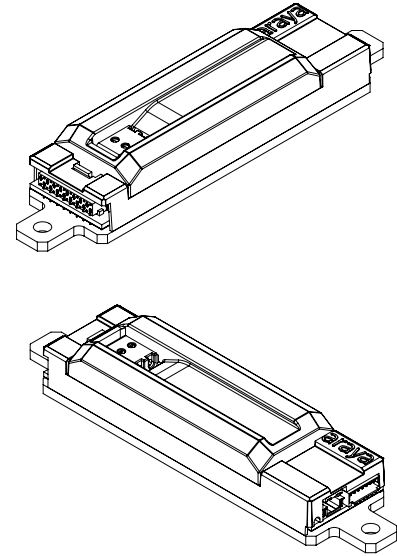
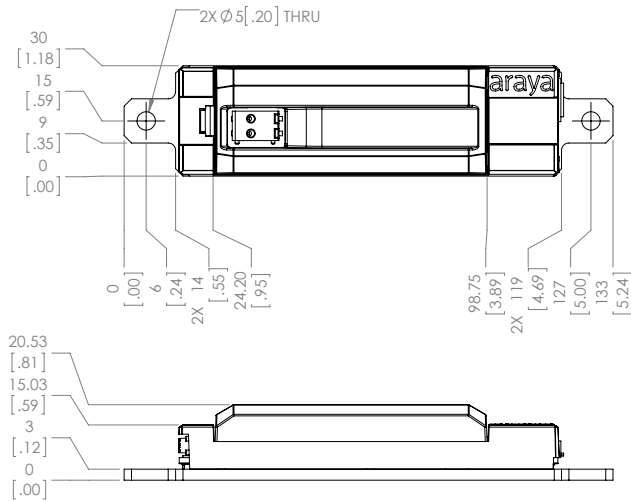


6 LUTRON ACCESSORY BOARD

6.1 araya⁵ Logic Module with Lutron[®] EcoSystem Accessory Board

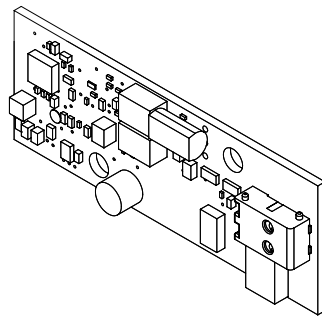
ALM Dimensions (H x W x L)	H = 20.53 mm (0.81 in.); W = 30 mm (1.18 in.); L = 133 mm (5.24 in.)
----------------------------	--



araya⁵ Logic Module with Lutron Accessory Board and Cover
Dimensions outside parentheses are in millimeters. Dimensions within parentheses are in inches.
The mounting holes are 5 mm in diameter.

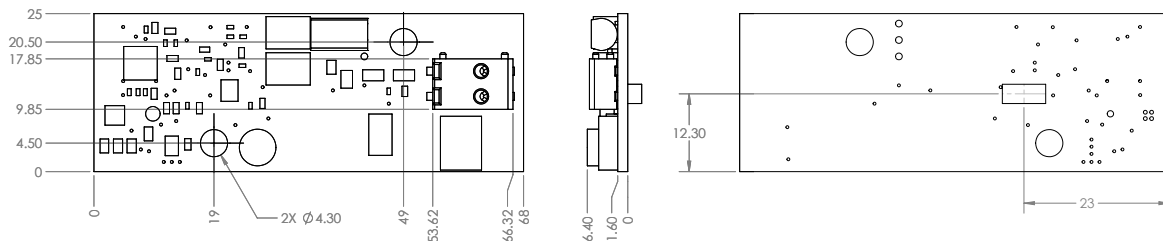
6.2 Mechanical Specifications (Lutron EcoSystem Accessory Board)

Lumenix part #:
80.003.002.02



Wire Specifications:
18-22 AWG, solid wire or tin-dipped stranded


Connector:
TE 2834006-2



Lutron Accessory Board
All dimensions are in millimeters.

6 LUTRON ACCESSORY BOARD

6.3 Mounting Specifications (Lutron[®] EcoSystem Accessory Board)



The Accessory Board is mounted on the 10-pin header and located on the two bosses, and then captured in place to the ALM with two (2) self-tapping screws.

Screw Specifications: Phillips Rounded Head Thread-Forming Screws for Plastic, 18-8 Stainless Steel, Number 4 Size, 1/8" Long; McMasterCarr # 99461A105.

Torque Specifications: 2.0 to 2.5 in-lb

CAUTION: The screws are very small and are self-threaded into small plastic bosses. Overtorquing will strip the plastic and damage the ALM housing.